


# Tripod different applications

## Practical Clamping Function



it can be held on the applicable object on photographing site, while its usable height and its stability depend on the held object.

## Unipue Adjusting Function of Centre of Gravity

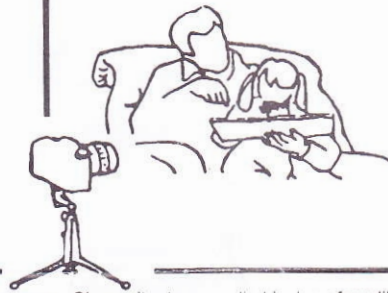


By changing the height of the third leg clip bolt) and the angle of double ball bonding head, the centre of gravity of the camera can be moved onto the central area of the supporting triangle. obtaining optimum stability. The tripod can therefore support a big, heavy camera with a long body.



## Examples of Application

Use as table tripod



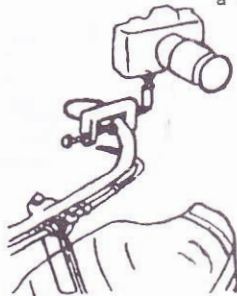
Ideal for low angle photography




Clamp it to a flat plate surface like the edge of a table the back of a chair, etc.



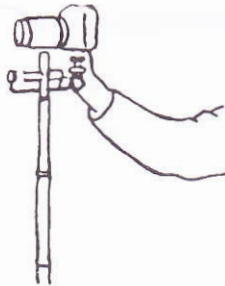
Clamp it to a cylindrical surface like a bike handlebar, a baniste etc.



As a copying stand to copy a photo



Attach it to a post



Use as a chest pod



Take it with you anywhere at home. on trips, vacations. eat. If you use your imagination, there are many additional uses for this versatile tripod.